



DR MEDICAL  
D R M S

## DR Medical Shoulder Pillow & Ball

**BEFORE USING THIS DEVICE, PLEASE READ THE FOLLOWING INSTRUCTIONS COMPLETELY AND CAREFULLY. CORRECT APPLICATION IS VITAL TO THE PROPER FUNCTIONING OF THIS DEVICE.**

### **INDICATIONS**

The DR Medical Shoulder Pillow & Ball provides stability and support for those suffering from tendinitis of the shoulder, dislocation of the shoulder, and chronic shoulder instabilities. Effective in immobilizing the shoulder to promote healing and prevent further injury.

### **APPLICATION**

1. Begin by fastening the pillow around the waist using the waist strap provided. Position the pillow so that the “curve” of the pillow rests comfortably against the side of the body as shown (Fig. A). (Note: the stress ball located on the side of the pillow should be facing forward, as shown below.)



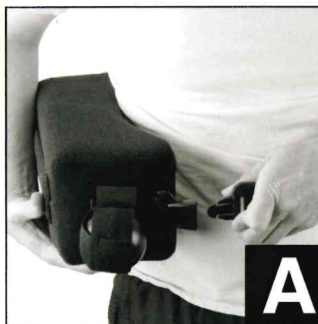
2. Slip the sling over your head and place your arm in the sling. The “closed” end of the sling should align with the elbow, as shown below. Fasten the closure straps located at the top of the sling. (Fig. B)

3. Once closed, the sling should easily attach to the pillow via the Velcro strap. Tighten the shoulder strap of the sling until the weight of the arm no longer rests on the shoulder (Fig. C).

4. Lastly, feed the waist strap located on the rear of the sling around the waist and through the d-ring located just under the hand. Tighten so that the sling and pillow fit snug around the waist (Fig. D).

### **CAUTION**

The application instructions listed above are intended for the use of qualified professionals only. It is not recommended for patients to attempt to apply or adjust this device unless otherwise instructed to do so by an orthopedic professional. Any questions regarding further adjustment or frequency/ duration of wear should be directed to your orthopedic professional.



### **CLEANING INSTRUCTIONS**

Hand wash using cold water and mild detergent. Air dry. Do not dry clean, iron, or bleach any part of this brace, as it could cause damage and void the manufacturers warranty.

NOTICE: While every effort has been made to obtain maximum strength, function, and durability, there is no guarantee that injury will be prevented through the use of this device.

Item#: SS-158 Universal (One size fits most)

DR Medical  
1176 Franklin Gateway SE Ste A  
Marietta, GA 3006  
[www.drmedsupplies.com](http://www.drmedsupplies.com)